

Arriving at Koelnmesse

Arriving by public transportation

Underground Lines 1 and 9: "Bahnhof Deutz" station
The South Entrance is approx. three minutes walk from the platform at this station.

Underground Lines 3 and 4: "Koelnmesse" station
Lines 3 and 4 stop directly at the East Entrance.

Arriving by the Deutsche Bahn (German Railways)

Cologne "Messe/Deutz" train station
(Distance Koelnmesse: approx. 0.3 km)
We recommend you to arrive at Cologne "Messe/Deutz" train station. From there the South Entrance is approx. three minutes walk away.

Cologne Main Station (Hauptbahnhof)
(Distance Koelnmesse: approx. 1.5 km)
If your train arrives at Cologne Main Station, there are four ways to get from there to Koelnmesse:

1. By foot over the "Hohenzollern" bridge
Leave Cologne Main Station via the main entrance. The way onto the "Hohenzollern" bridge is behind the Cologne cathedral. At the other end of the bridge, please follow the signposts to Koelnmesse.

2. Crossing the Rhine by ferry
Leave Cologne Main Station via the "Breslauer Platz" exit. Turn right and go down to the bank of the Rhine. Here you will find the ferry mooring. After the crossing, please follow the signposts to Koelnmesse. The ferry runs during the period from Easter to the end of October.
Departure times can be requested at + 49 163 6863817, www.weisbarth.de (Weisbarth Fahrgastschiff GmbH).

3. By "S-Bahn" suburban rail from Cologne Main Station to Cologne
"Messe/Deutz" station The "S-Bahn" lines S6, S11, S12 and S19 leave Cologne Main Station from platform 10 towards Cologne "Messe/Deutz" at regular intervals. This station is opposite the South Entrance.

4. By taxi to one of the four entrances (Entrance North, Entrance East, Entrance South, Entrance West)
Leave Cologne Main Station via the main entrance. Here you will find a taxi stand.

Arriving by air

We generally advise our guests to travel by rail from Cologne/Bonn, Düsseldorf and Frankfurt airports to Cologne. Alternatively you can take a taxi or arrange a hire car.

Cologne-Bonn Airport
(Distance Koelnmesse: approx. 16 km)
Cologne-Bonn Airport has its own station called "Köln/Bonn Flughafen". In the airport, follow the signs to the train platforms. Here you can either take the No. 19 suburban railway (in the direction of Horrem) or the Regional Express (in the direction of Mönchengladbach) to the station "Köln Messe/Deutz", located adjacent to the exhibition centre. The trip from the airport takes about 12 minutes. (Further information "Arriving by the Deutsche Bahn/German Railways")

Düsseldorf Airport
(Distance Koelnmesse: approx. 65 km)
Düsseldorf airport has its own station called "Flughafen Düsseldorf". After leaving customs, follow the signs in the airport to the Sky Train. The Sky Train will take you to the station "Düsseldorf Flughafen". From there, take a Regional Express train (in the direction of Aachen or in the direction of Koblenz) from Platform 4 to the station "Köln Messe/Deutz", located adjacent to the exhibition centre. The trip from the airport takes about 45 minutes. (Further information "Arriving by the Deutsche Bahn/German Railways")

Frankfurt am Main Airport
(Distance Koelnmesse: approx. 180 km)
Frankfurt airport has its own station called "Frankfurt(M) Flughafen Fernbahnhof". The station is in walking distance from Terminal 1 and can be reached by shuttle bus from Terminal 2. We recommend you travel by Inter City Express (ICE) from "Frankfurt Flughafen Fernbahnhof" to Cologne. The train leaves from Platform 7 and provides non-stop service to the station "Köln Messe/Deutz", located adjacent to the exhibition centre. The trip from the airport takes about 50 minutes. (Further information "Arriving by the Deutsche Bahn/German Railways")

Departing from Koelnmesse

Departing by public transportation

Underground Lines 1 and 9 (departure): "Bahnhof Deutz" station

If you would like to use lines 1 or 9, we recommend you to leave the Koelnmesse fairgrounds at the South Entrance. The platforms for both lines are three minutes walk away.

Underground Lines 3 and 4 (departure): "Koelnmesse" station

If you would like to use lines 3 or 4, we recommend you to leave the Koelnmesse fairgrounds by the East Entrance. The platforms for both lines are opposite the East Entrance.

Departing by the Deutsche Bahn (German Railways)

Cologne "Messe/Deutz" Train Station (Distance Koelnmesse: approx. 0.3 km)

If you would like to take the train from Cologne "Messe/Deutz" station, we recommend you leave the Koelnmesse fairgrounds via the South Entrance. Cologne "Messe/Deutz" station is then a three minute walk.

Cologne Main Station (Distance Koelnmesse: approx. 1.5 km)

There are four ways to get to the Cologne Main Station:

1. By foot over the "Hohenzollern" bridge

Leave the Koelnmesse fairgrounds via the South Exit. Turn right and go straight on until you come to a pedestrian underpass. Go through here and at the other end, cross the street (Auenweg). Continue straight on until the next crossroads (Kennedy-Ufer). Turn left and continue underneath the railway bridge ("Hohenzollern" bridge). The steps up to the bridge are then on the right hand side of the street. The "Hohenzollern" bridge leads directly to Cologne Main Station.

2. Crossing the Rhine by ferry

Leave the Koelnmesse fairgrounds via the South Entrance. Turn right and go straight on until you come to a pedestrian underpass. Go through it and, at the other end, cross the street (Auenweg). Continue straight on until the next crossroads (Kennedy-Ufer). When you cross this street you will come to a car-park on the bank of the Rhine, where you will also find the ferry mooring. Once you are on the other riverbank, look for the Musical Dome. Directly behind this is the rear entrance to Cologne Main Station ("Breslauer Platz" entrance). The ferry runs during the period from Easter to the end of October. Departure times can be requested at + 49 163 6863817, www.weisbarth.de (Weisbarth Fahrgastschiff GmbH).

3. By "S-Bahn" suburban rail from Cologne "Messe/Deutz" station to Cologne Main Station

Leave the Koelnmesse fairgrounds via the South Entrance. Cologne "Messe/Deutz" station is then a three minute walk. The "S-Bahn" lines S6, S11, S12 and S19 leave at regular intervals from platform 9 to Cologne Main Station.

4. By Taxi:

Taxi ranks can be found at all four main exits (Exit North, East, South or West).

Departing by air

We generally advise our guests to travel by rail to Cologne-Bonn, Düsseldorf and Frankfurt airports. Alternatively, you will find taxi ranks outside all four main exits (Exit North, Exit East, Exit South, Exit West).

Cologne-Bonn Airport (Distance Koelnmesse: approx. 16 km)

You can conveniently reach Cologne-Bonn Airport from the station "Köln Messe/Deutz", located adjacent to the exhibition centre. From there you can travel to Cologne-Bonn Airport by taking either the Regional Express (in the direction of Koblenz) from Platform 4 or the No. 19 suburban railway (in the direction of Troisdorf) from Platform 9, non-stop to Cologne-Bonn Airport. Terminals 1 and 2 are in walking distance of the airport's station. The trip to the airport takes about 12 minutes.

Düsseldorf Airport (Distance Koelnmesse: approx. 65 km)

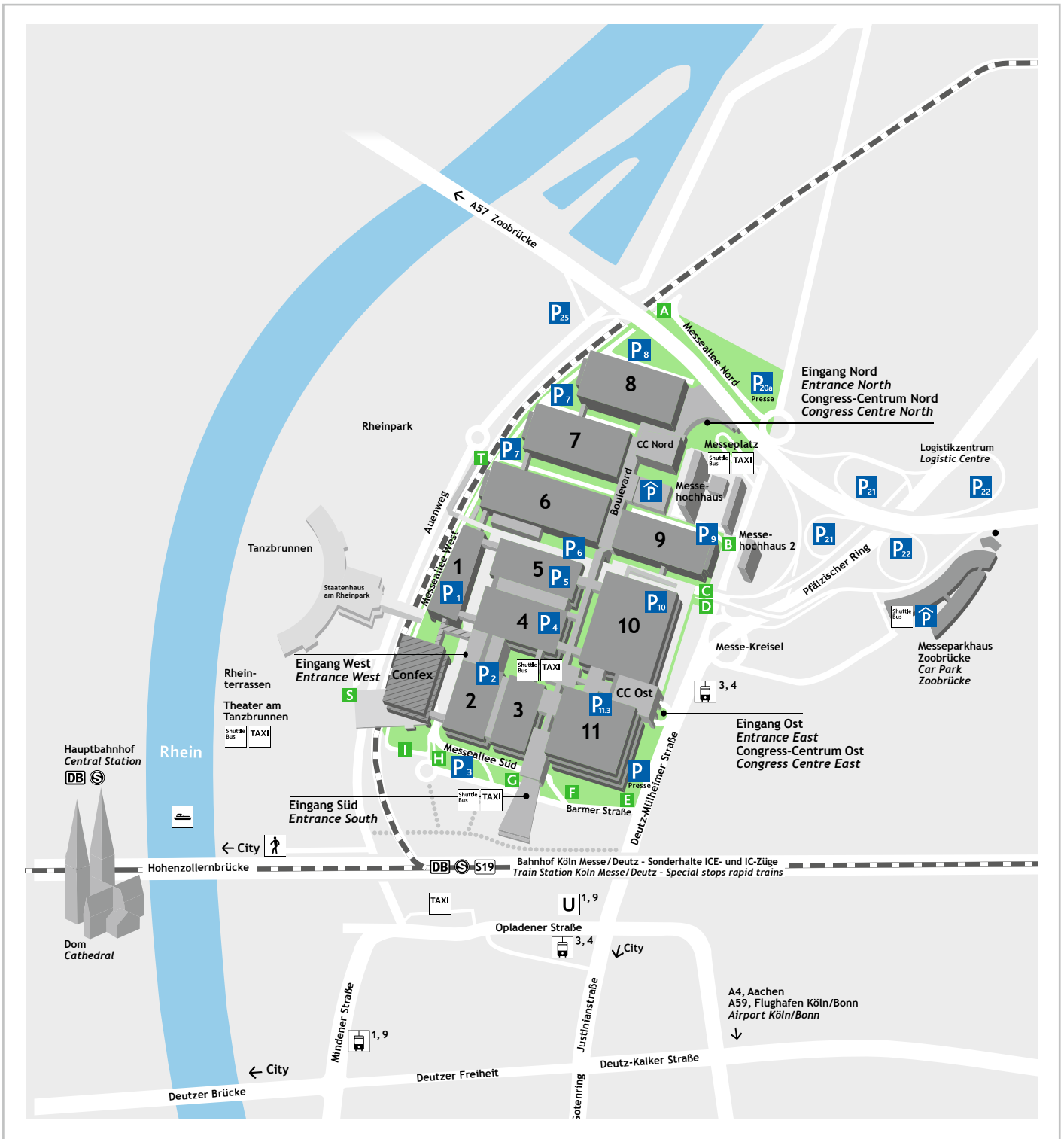
You can conveniently reach Düsseldorf Airport from the station "Köln Messe/Deutz", located adjacent to the exhibition centre. From here we recommend you take a Regional Express train (in the direction of Hamm or in the direction of Emmerich) from Platform 2. After arriving at the station "Flughafen Düsseldorf", the Sky Train will take you to the airport. The trip to the airport takes about 45 minutes.

Frankfurt am Main Airport (Distance Koelnmesse: approx. 180 km)

You can conveniently reach Frankfurt Airport from the station "Köln Messe/Deutz", located adjacent to the exhibition centre. From here we recommend that you take the ICE (Inter City Express) from Platform 11, which will take you to "Frankfurt Flughafen Fernbahnhof", without the need to change trains. Terminal 1 is within walking distance from there. A shuttle bus will take you to Terminal 2. The trip to the airport takes about 50 minutes.

Entdecken Sie die Koelnmesse


Discover the Koelnmesse



P
Parkplatz • Parking


P
Parkhaus • Car Park

 Fußweg • Pedestrian route

 Pendelbus • Shuttle Bus


 Taxi • Taxi

 Bahnhof • Train Station

 S19
S-Bahn Koelnmesse –
Flughafen Köln/Bonn
Suburban Railway from Koelnmesse
to Cologne/Bonn Airport

 Straßenbahnhaltestelle • Tram Stop

U
U-Bahn • Subway

 Fähre: City/Hbf.
Ferry: City/Central Station

A
Tor • Gate